

SHOWCASE CUSTOM WINDOWS AND DOORS

HORIZONTAL & T-NON-REINFORCED MULLION (IMPACT)



12613 CITYPARK DRIVE, SUITE 100
MISSOURI CITY, TX 77489
PH: (713) 926-8500

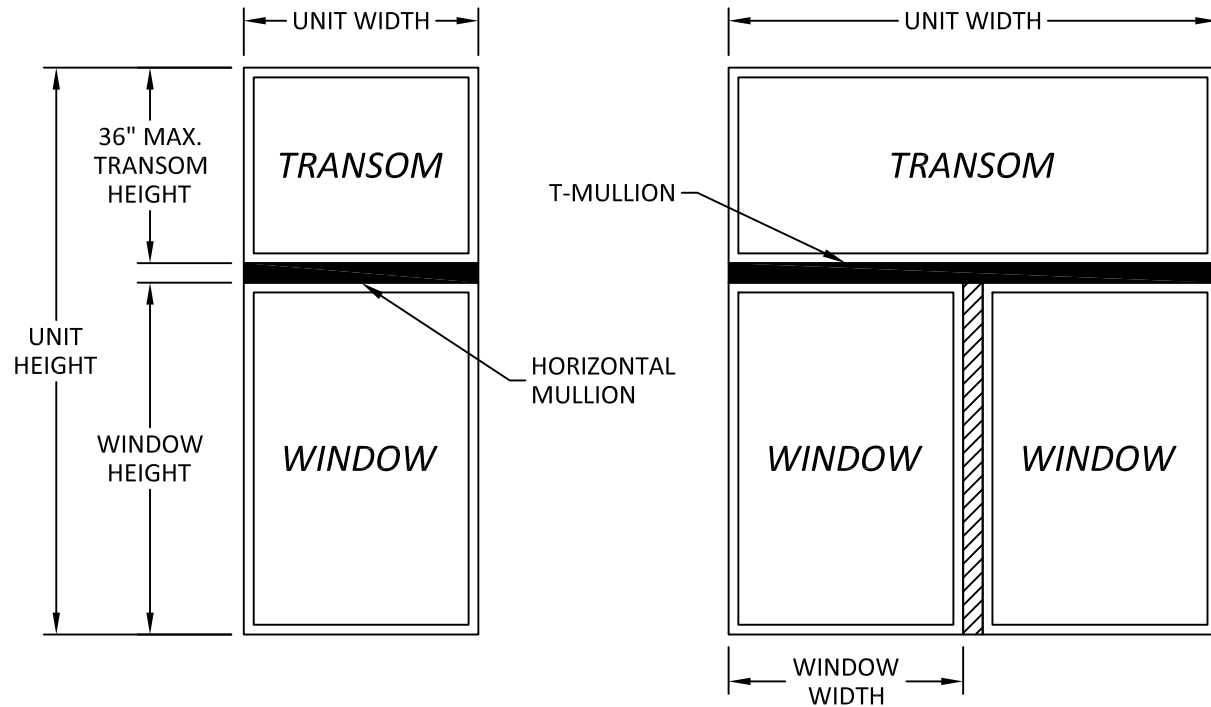


TABLE OF CONTENTS	
SHEET	SHEET DESCRIPTION
1	ELEVATION, NOTES AND DESIGN PRESSURE CHART
2	INSTALLATION DETAILS AND BILL OF MATERIALS
3	INSTALLATION DETAILS
4	COMPONENTS

NOTES:

1. THE PRODUCT SHOWN HEREIN IS DESIGNED AND MANUFACTURED TO COMPLY WITH THE 2018 INTERNATIONAL BUILDING CODE (IBC) AND 2018 INTERNATIONAL RESIDENTIAL CODE (IRC).
2. WOOD FRAMING AND MASONRY OPENING TO BE DESIGNED AND ANCHORED TO PROPERLY TRANSFER ALL LOADS TO STRUCTURE. FRAMING AND MASONRY OPENING IS THE RESPONSIBILITY OF THE ARCHITECT OR ENGINEER OF RECORD.
3. ALLOWABLE STRESS INCREASE OF 1/3 WAS NOT USED IN THE DESIGN OF THE PRODUCT SHOWN HEREIN. WIND LOAD DURATION FACTOR Cd=1.6 WAS USED FOR WOOD ANCHOR CALCULATIONS.
4. APPROVED IMPACT PROTECTIVE SYSTEM IS NOT REQUIRED FOR THIS PRODUCT IN WIND BORNE DEBRIS REGIONS ZONE 3 OR LESS.
5. APPROVED IMPACT PROTECTIVE SYSTEM IS REQUIRED FOR THIS PRODUCT IN WIND BORNE DEBRIS REGIONS ZONE 4.
6. DESIGN PRESSURE AND INSTALLATION DETAILS SHOWN IN THIS DOCUMENT APPLY ONLY TO THE MULLION. WINDOWS MUST BE APPROVED UNDER SEPARATE APPROVAL.
7. SINGLE UNITS TO BE MULLED ARE NOT LIMITED TO THOSE SHOWN IN THIS DRAWING.
8. DESIGN PRESSURE OF MULLED UNIT SHALL BE CONTROLLED BY THE LESSER DESIGN PRESSURE OF THE MULLION OR THE INDIVIDUAL WINDOW UNIT.
9. FOR USE WITH APPLICABLE SHOWCASE PRODUCTS.

HORIZONTAL MULLION CAPACITY												
HEIGHT (IN.)		UNIT WIDTH (IN.)										
WINDOW	TRANSOM	18.0	21.0	24.0	27.0	30.0	36.0	39.0	42.0	45.0	48.0	53.0
24.0	36.0	70.0	70.0	70.0	70.0	70.0	70.0	70.0	70.0	70.0	70.0	69.3
30.0	36.0	70.0	70.0	70.0	70.0	70.0	70.0	70.0	70.0	70.0	70.0	64.8
36.0	36.0	70.0	70.0	70.0	70.0	70.0	70.0	70.0	70.0	70.0	70.0	61.7
42.0	36.0	70.0	70.0	70.0	70.0	70.0	70.0	70.0	70.0	70.0	70.0	59.7
48.0	36.0	70.0	70.0	70.0	70.0	70.0	70.0	70.0	70.0	70.0	69.7	58.6
54.0	36.0	70.0	70.0	70.0	70.0	70.0	70.0	70.0	70.0	70.0	69.7	58.4
60.0	36.0	70.0	70.0	70.0	70.0	70.0	70.0	70.0	70.0	70.0	69.7	58.4
63.0	36.0	70.0	70.0	70.0	70.0	70.0	70.0	70.0	70.0	70.0	69.7	58.4
66.0	36.0	70.0	70.0	70.0	70.0	70.0	70.0	70.0	70.0	70.0	69.7	58.4
72.0	36.0	70.0	70.0	70.0	70.0	70.0	70.0	70.0	70.0	70.0	69.7	58.4
78.0	36.0	70.0	70.0	70.0	70.0	70.0	70.0	70.0	70.0	70.0	69.7	58.4
84.0	36.0	70.0	70.0	70.0	70.0	70.0	70.0	70.0	70.0	70.0	69.7	58.4

T-MULLION CAPACITY													
HEIGHT (IN.)		UNIT WIDTH (IN.)											
WINDOW	TRANSOM	36.0	42.0	48.0	54.0	60.0	66.0	72.0	78.0	84.0	90.0	96.0	106.0
24.0	36.0	70.0	70.0	70.0	67.5	58.4	51.4	46.0	41.5	37.9	32.6	26.6	19.5
30.0	36.0	70.0	70.0	70.0	63.0	54.3	47.7	42.6	38.4	35.0	29.6	24.1	17.7
36.0	36.0	70.0	70.0	69.7	59.1	51.1	44.9	40.0	36.0	32.7	27.1	22.1	16.2
42.0	36.0	70.0	70.0	65.5	55.7	48.3	42.5	37.9	34.1	31.0	25.1	20.5	15.0
48.0	36.0	70.0	70.0	61.7	52.6	45.7	40.3	36.0	32.5	29.2	23.4	19.1	14.0
54.0	36.0	70.0	70.0	58.4	49.9	43.4	38.4	34.3	30.9	27.3	22.0	17.9	13.1
60.0	36.0	70.0	66.3	55.4	47.4	41.3	36.6	32.7	29.6	25.7	20.7	16.9	12.4
63.0	36.0	70.0	64.6	54.0	46.3	40.4	35.7	32.0	28.9	24.9	20.1	16.4	12.0
66.0	36.0	70.0	63.0	52.7	45.2	39.5	34.9	31.3	28.3	24.2	19.5	15.9	11.7
72.0	36.0	70.0	59.9	50.2	43.1	37.7	33.5	30.0	27.1	22.9	18.5	15.1	11.1
78.0	36.0	70.0	57.1	48.0	41.3	36.2	32.1	28.8	26.1	21.8	17.6	14.4	10.5
84.0	36.0	67.0	54.6	46.0	39.6	34.7	30.8	27.7	25.1	20.7	16.7	13.7	10.0

DESIGN PRESSURE TABLE INSTRUCTION:

1. DEFINE REQUIRED DESIGN LOAD PER INTERNATIONAL BUILDING CODE OR INTERNATIONAL RESIDENTIAL CODE.
2. DETERMINE UNIT HEIGHT AND MULLION SPAN BASED ON PRODUCT TO BE INSTALLED.
3. LOCATE MULLION SPAN (UNIT WIDTH) AND UNIT HEIGHT. AT THE INTERSECTION OF ROW AND COLUMN CONTAINING THE MULLION SPAN AND UNIT HEIGHT RESPECTIVELY IS THE MULLION RATING FOR PRODUCT IN STEP 2. MULLION RATING MUST BE EQUAL OR GREATER THAN REQUIRED DESIGN PRESSURE OBTAINED IN STEP 1.

TITLE: HORIZONTAL & T -NON-REINFORCED MULLION (IMPACT)
ELEVATION, NOTES AND DESIGN PRESSURE CHART

PREPARED BY: BUILDING DROPS, INC.
398 E. DANIA BEACH BLVD., STE. 338
DANIA BEACH, FL 33004
PH: (954) 399-8278
FAX: (954) 744-4738
WEB: www.buildingdrops.com

REMARKS	BY	DATE
A. CHANGE OF P.E.	LS	12.10.15
B. REV. ANCHOR & DP 70	MS	05.06.16
C. RE-EVALUATION	MS	12.21.21

THE INSTALLATION DETAILS DESCRIBED HEREIN ARE GENERIC AND MAY NOT REFLECT ACTUAL CONDITIONS FOR A SPECIFIC SITE. IF SITE CONDITIONS CAUSE INSTALLATION TO DEVIATE FROM THE REQUIREMENTS DETAILED HEREIN, A LICENSED ENGINEER OR ARCHITECT SHALL PREPARE SITE SPECIFIC DOCUMENTS FOR USE WITH THIS DOCUMENT.



HERMES F. NORERO, P.E.
TEXAS P.E. No. 118471
BUILDING DROPS, INC
398 E. DANIA BEACH BLVD. # 338
DANIA BEACH, FL 33004
TBPE FIRM No. 13734

DATE: 03.12.14

DWG. BY: SSM CHK. BY: HFN

SCALE: NTS

DWG. #: SCV007

SHEET: 1 OF 4

s:\projects\showcase custom vinyl windows & doors\ltd-21-1144 - tdi submittal - nu 33 renewal\dwgs\scv007.dwg 2/1/2022 5:33 PM

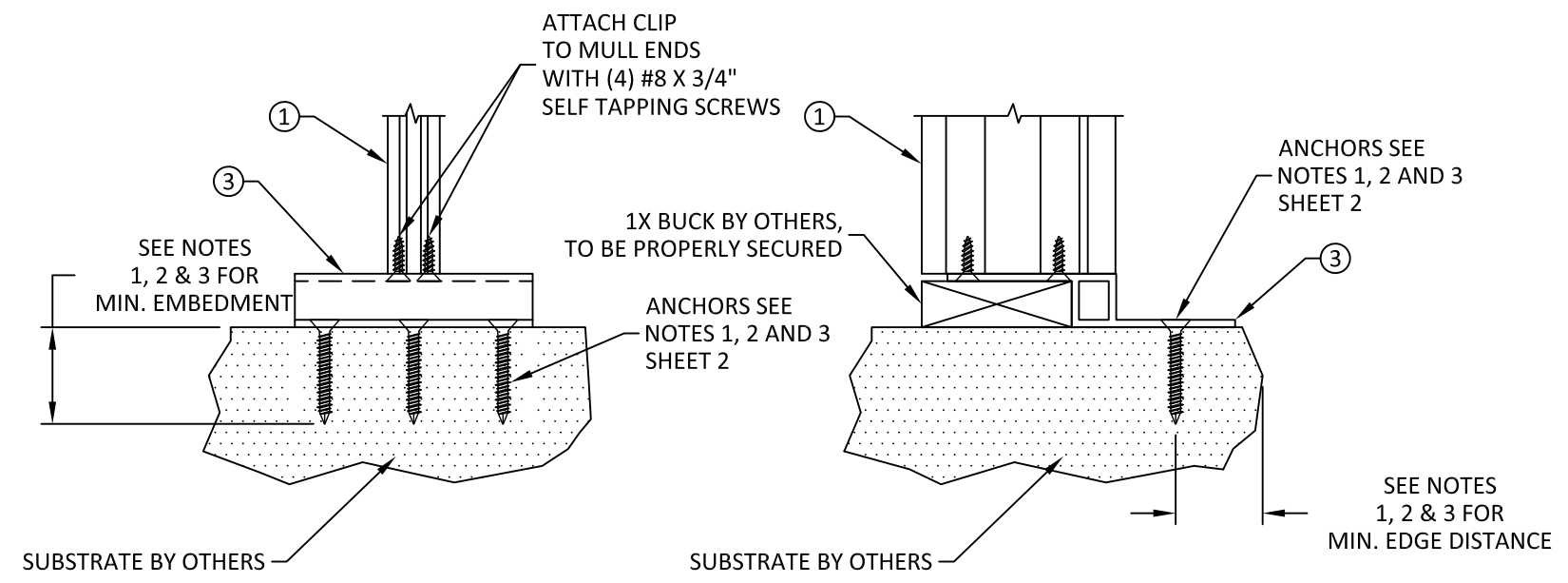
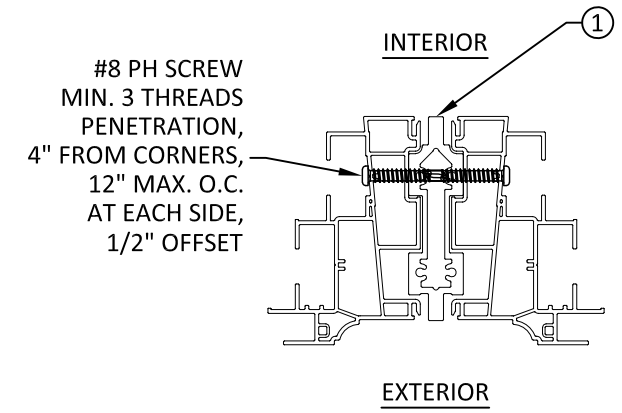
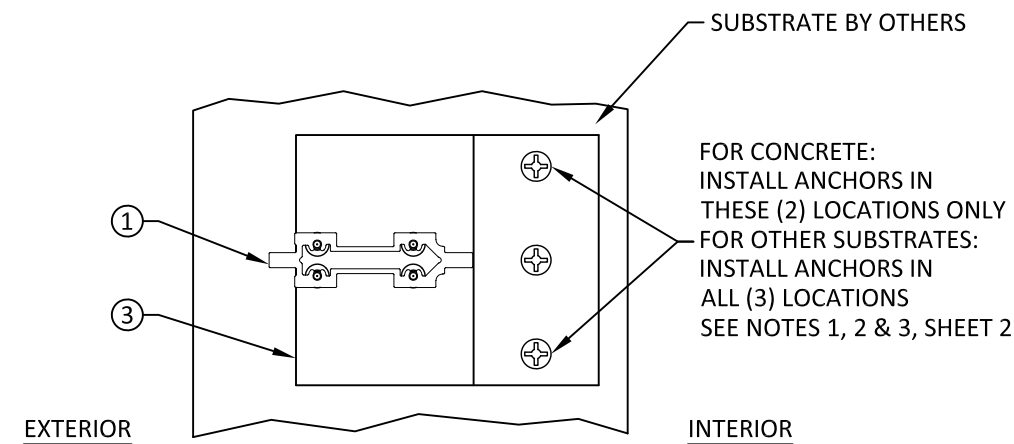
s:\projects\showcase custom vinyl windows & doors\tdi-21-1144 - tdi submittal - mu 33 renewal\dwgs\scv007.dwg 2/1/2022 5:33 PM



12613 CITYPARK DRIVE, SUITE 100
 MISSOURI CITY, TX 77489
 PH: (713) 926-8500

TITLE: HORIZONTAL & T
 -NON-REINFORCED MULLION
 (IMPACT)
 INSTALLATION DETAILS

PREPARED BY:
 BUILDING DROPS, INC.
 398 E. DANIA BEACH BLVD., STE. 338
 DANIA BEACH, FL 33004
 PH: (954) 399-8478
 FAX: (954) 744-4738
 WEB: www.buildingdrops.com



MULLION CLIP 10300093
 INSTALLATION DETAILS
 SILL, HEAD AND JAMBS TYP.

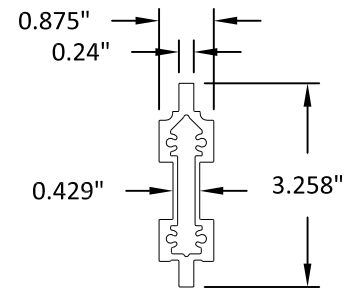
THE INSTALLATION DETAILS DESCRIBED HEREIN ARE GENERIC
 AND MAY NOT REFLECT ACTUAL CONDITIONS FOR A SPECIFIC
 SITE. IF SITE CONDITIONS CAUSE INSTALLATION TO DEVIATE
 FROM THE REQUIREMENTS DETAILED HEREIN, A LICENSED
 ENGINEER OR ARCHITECT SHALL PREPARE SITE SPECIFIC
 DOCUMENTS FOR USE WITH THIS DOCUMENT.



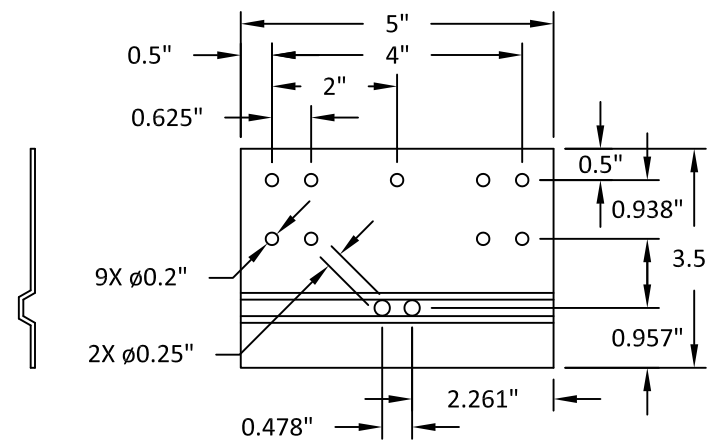
HERMES F. NORERO, P.E.
 TEXAS P.E. No 118471
 BUILDING DROPS, INC
 398 E. DANIA BEACH BLVD. # 338
 DANIA BEACH, FL 33004
 TBPE FIRM No. 13734

DATE:	03.12.14	
DWG. BY:	SSM	CHK. BY: HFN
SCALE:	NTS	
DWG. #:	SCV007	
SHEET:	3	

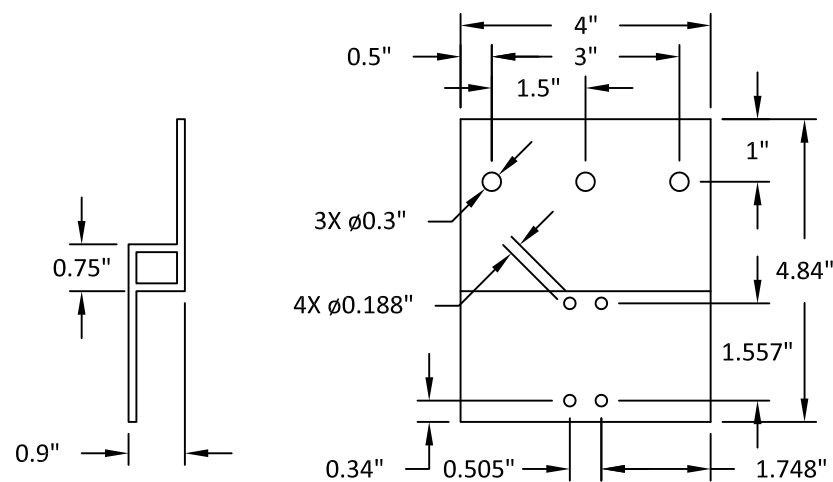
s:\projects\showcase custom vinyl windows & doors\tdi-21-1144 - tdi submittal - mu 33 renewal\dwg\scv007.dwg 2/1/2022 5:33 PM



1 10300085 ALUMINUM VERTICAL MULLION
ALUMINUM 6005-T5 0.075" THICK MINIMUM



2 10203000 STEEL MULLION BRACKET
15 GA. GALVANIZED STEEL



3 10300093 MULLION CLIP
ALUMINUM 6005-T5 0.125" THICKNESS



12613 CITYPARK DRIVE, SUITE 100
MISSOURI CITY, TX 77489
PH: (713) 926-8500

TITLE:
HORIZONTAL & T
-NON-REINFORCED MULLION
(IMPACT)
COMPONENTS

PREPARED BY:
BUILDING DROPS, INC.
398 E. DANIA BEACH BLVD., STE. 338
DANIA BEACH, FL 33004
PH: (954) 399-8478
FAX: (954) 744-4738
WEB: www.buildingdrops.com



REMARKS	BY	DATE
A. CHANGE OF P.E.	LS	12.10.15
B. REV. ANCHOR & DP 70	MS	05.06.16
C. RE-EVALUATION	MS	12.21.21

THE INSTALLATION DETAILS DESCRIBED HEREIN ARE GENERIC AND MAY NOT REFLECT ACTUAL CONDITIONS FOR A SPECIFIC SITE. IF SITE CONDITIONS CAUSE INSTALLATION TO DEVIATE FROM THE REQUIREMENTS DETAILED HEREIN, A LICENSED ENGINEER OR ARCHITECT SHALL PREPARE SITE SPECIFIC DOCUMENTS FOR USE WITH THIS DOCUMENT.



HERMES F. NORERO, P.E.
TEXAS P.E. No. 118471
BUILDING DROPS, INC
398 E. DANIA BEACH BLVD. # 338
DANIA BEACH, FL 33004
TBPE FIRM No. 13734

DATE: 03.12.14

DWG. BY: SSM
CHK. BY: HFN

SCALE: NTS

DWG. #: SCV007

SHEET:

4

OF 4